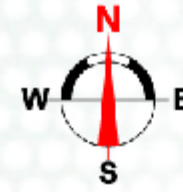


BASEMENT FLOOR PLAN (Parking & other services)



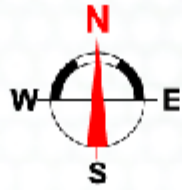
✳ **N.B:** The Layout Plans in the brochure are all indicative. Actual works shall be done according to final working drawings.

GROUND FLOOR (Parking & other services)



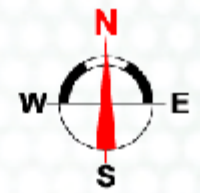
N.B: The Layout Plans in the brochure are all indicative.
Actual works shall be done according to final working drawings.

1ST & TYPICAL FLOOR PLAN



FLAT TYPE	Useable area			TOTAL AREA (sft)	TOTAL AREA (sqm)
		Stair & Lift	Others (air-ck bldg.)		
A	1241	152	116	1509	140.24
B	1208	148	113	1469	136.52
C	1099	134	103	1336	124.16
D	1150	141	108	1399	130.02
E	950	116	89	1155	107.34

N.B: The Layout Plans in the brochure are all indicative.
Actual works shall be done according to final working drawings.



9TH FLOOR PLAN (Open terrace & Community Hall)



N.B: The Layout Plans in the brochure are all indicative.
 Actual works shall be done according to final working drawings.